


CTACM Series

From 225 Ω to 1500 Ω



SPECIFICATIONS

Electrical Specifications at 25°C

Part Number	Impedance (Ω) Min.	Impedance (Ω) Typ.	Rated Current (A)	DCR (Ω) Max.	Insulation Resistance (MΩ) Min.	Rated Voltage (VDC)
CTACM7060F-301	225	300	5.0	0.010	10	80
CTACM7060F-701	500	700	4.0	0.015	10	80
CTACM8080F-901	700	900	5.0	0.008	10	80
CTACM9070F-701	500	700	5.0	0.010	10	80
CTACM9070F-152	1500+40%/-25%		4.5	0.015	10	80
CTACM1211F-701	500	700	8.0	0.006	10	80
CTACM1211F-102	750	1000	6.0	0.014	10	80
CTACM1513F-551	450	550	10.0	0.004	10	80

PHYSICAL DIMENSIONS (mm)

Size	A	B	C Max.	D	E	F Typ.
CTACM7060F	7.0±0.3	6.0±0.2	4.0	1.6 Typ.	1.8 Typ.	3.0
CTACM8080F	8.9 Max.	8.3 Max.	5.0	1.5±0.2	1.5±0.2	4.5
CTACM9070F	9.0±0.5	7.0±0.3	5.0	1.5±0.2	1.5±0.2	3.5
CTACM1211F	12.0±0.5	11.0±0.3	6.0	2.7±0.2	2.3±0.2	5.2
CTACM1513F	15.0±0.5	13.0±0.4	6.0	2.7±0.2	2.3±0.2	6.5

CHARACTERISTICS

Description: SMD Common Mode Choke.

Applications: LANs, telephones, personal computers, CD-ROM drives, electronic games, etc.

Operating Temperature: -40°C to +85°C

Temperature Rise: 40°C

Testing: Impedance is tested on an HP4287A at 100MHz.

Packaging: Tape & Reel.

Marking: Parts are marked with impedance code.

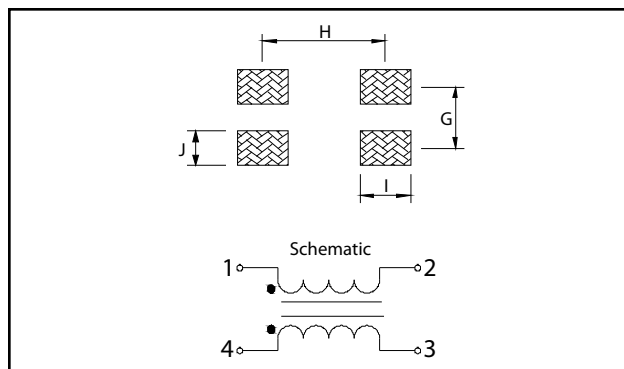
Miscellaneous: **RoHS Compliant.**

Additional Information: Additional electrical & physical information available upon request.

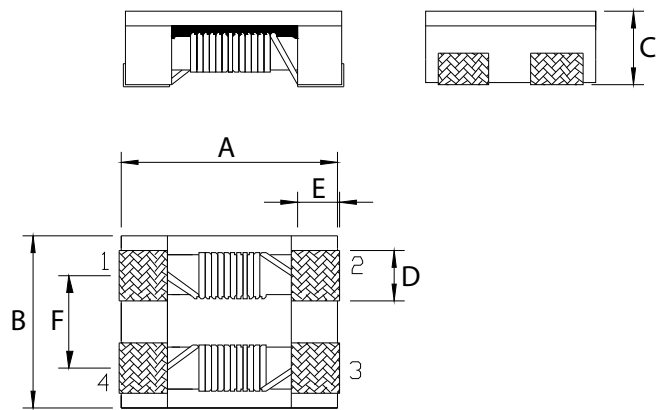
Samples available. See website for ordering information.

PAD LAYOUT (mm)

Size	G Ref.	H Ref.	I Ref.	J Ref.
CTACM7060F	3.0	6.5	2.5	1.6
CTACM8080F	4.5	7.7	3.5	2.5
CTACM9070F	3.5	8.5	2.5	1.8
CTACM1211F	5.2	10.8	3.2	2.7
CTACM1513F	6.5	13.7	3.3	2.7



CTACM7060F



CTACM8080F, CTACM9070F, CTACM1211F, CTACM1513F

