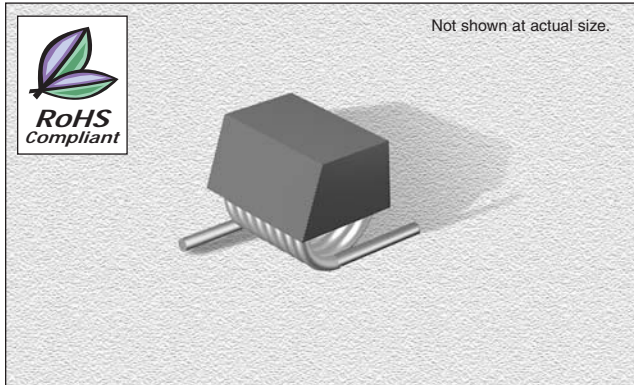


CTAF & CTBF Series

From 2.5 nH to 43 nH



CHARACTERISTICS

Description: SMD air core "spring" inductor

Applications: Designed to operate a wide frequency range application. Also designed to operate in high Q applications.

Operating Temperature: -40°C to +85°C

Inductance Tolerance: ±2%, ±5%, ±10%,

Testing: Inductance is tested on an HP4286A at 150 MHz

Packaging: Tape & Reel

Tape Size: 12 mm wide CTA series, 16 mm wide CTB series

Miscellaneous: RoHS Compliant.

Additional Information: Additional electrical & physical information available upon request

Samples available. See website for ordering information.

SPECIFICATIONS

Please specify tolerance code when ordering.
CTAF03T_ ← G = ±2%, J = ±5%, K = ±10%

Part Number	Inductance (nH)	# Of Turns	Q Fact. Min.	SRF (GHz)	DCR Max. (mΩ)	IDC Max. (A)
CTAF01TK	2.5	1	145	12.5	1.1	4
CTAF02TK	5.0	2	140	6.5	1.8	4
CTAF03T_	8.0	3	140	5.0	2.6	4
CTAF04T_	12.5	4	137	3.3	3.4	4
CTAF05T_	18.5	5	132	2.5	3.9	4
CTBF06T_	17.5	6	100	2.2	4.5	4
CTBF07T_	22.0	7	102	2.1	5.2	4
CTBF08T_	28.0	8	105	1.8	6.0	4
CTBF09T_	35.5	9	112	1.5	6.8	4
CTBF10T_	43.0	10	106	1.2	7.9	4

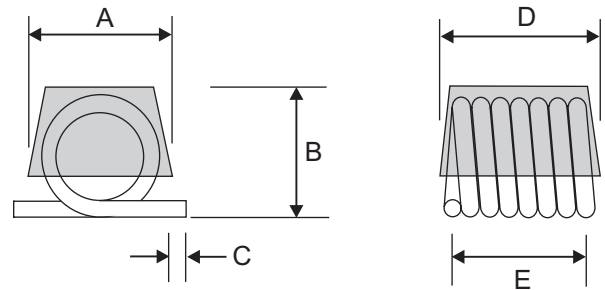
PHYSICAL DIMENSIONS

CTA SERIES

Size	*A	*B	*C	*D	*E
mm	3.05	3.18	0.58±0.38	3.68	2.92±0.25
inches	0.12	0.125	0.023±0.015	0.145	0.115±0.01

CTB SERIES

Size	A	B	C	D	E
mm	3.05	3.18	0.58±0.38	6.86	5.84±0.25
inches	0.12	0.125	0.023±0.015	0.270	0.230±0.01



*Dimensions for CTAF01TK & CTAF02TK:

A: 2.6±0.2mm / 0.102±0.008"

B: 2.7±0.2mm / 0.106±0.008"

C: 0.7±0.2mm / 0.028±0.008"

D: 3.3±0.3mm / 0.130±0.012"

E: 2.9±0.3mm / 0.114±0.012"

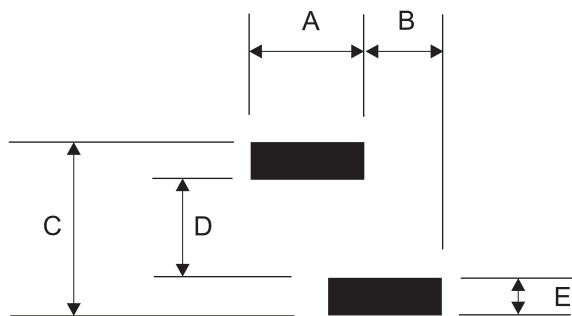
PAD LAYOUT

CTA SERIES

Size	A	B	C	D	E
mm	3.3	2.79	4.19	1.65	1.27
inches	0.13	0.11	0.165	0.065	0.05

CTB SERIES

Size	A	B	C	D	E
mm	3.3	2.79	7.24	4.7	1.27
inches	0.13	0.11	0.285	0.185	0.05



05.20.11