


CTDAT1326F Series

From 5.6 μ H to 22 μ H

SPECIFICATIONS

*Isat: Value of inductance decrease within 20%
 **Irms: A rise in temperature of core surface is within 40°C

Part Number	Inductance $\pm 20\%$ (μ H)	Test Freq. (kHz)	DCR Nom.(Max.) (m Ω)	*Isat(A) Drop $\leq 20\%$	**Irms(A) Rise $\leq 40^\circ$ C
CTDAT1326F-5R6M	5.60	1.0	4.80(5.30)	13.00	12.00
CTDAT1326F-7R0M	7.00	1.0	4.80(5.30)	10.00	12.00
CTDAT1326F-100M	10.00	1.0	4.80(5.30)	6.20	12.00
CTDAT1326F-220M	22.00	1.0	9.10(10.00)	4.20	9.50



CHARACTERISTICS

Description: Inductors for Class D

Features:

- Magnetic shielded structure, excellent resistance to electromagnetic interference.
- Sturdy construction.
- Low magnetic loss, low ESR, small parasitic capacitance.
- Closed magnetic circuit, super low buzzing, high density mount.
- The temperature rise of current and rated current less influenced by the environment.

Applications: TV and monitor, AV amplifier, video game console, power supply, navigation equipment, audio applications, etc.

Operating Temperature: -55°C to +125°C

Inductance Tolerance: $\pm 20\%$

Testing: Inductance at 1.0kHz, 1.0V

Packaging: Tray packaging

Marking: Parts are marked with inductance code.

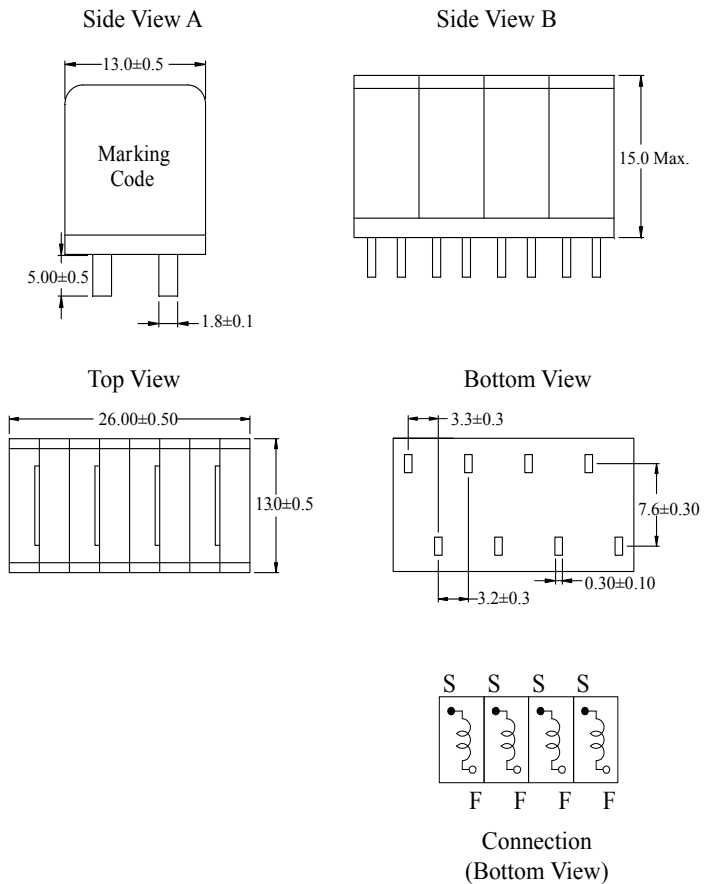
Miscellaneous: **RoHS Compliant.**

Additional Information: Additional electrical & physical information available upon request.

Samples available. See website for ordering information.

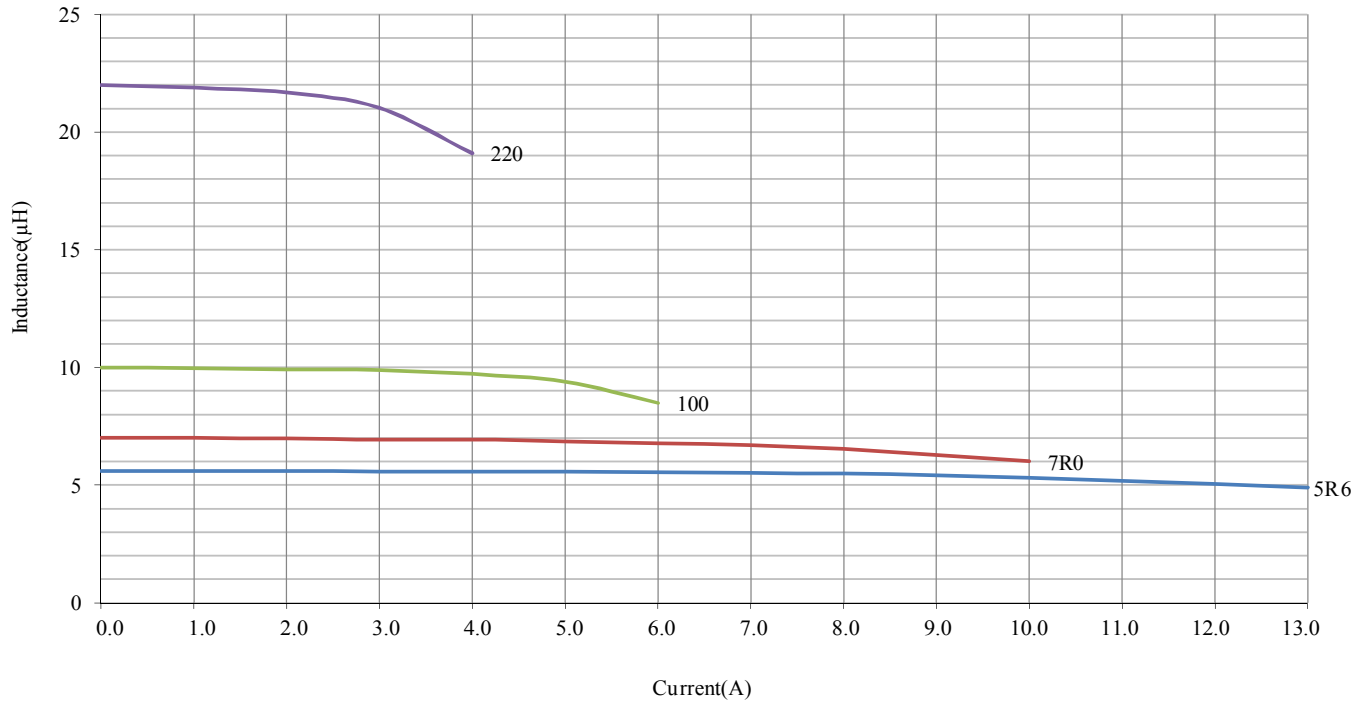
PHYSICAL DIMENSIONS

Unit: mm



CTDAT1326F Series

Typical Inductance vs Current Characteristics



Typical Temperature Rise Vs. Current Characteristics

