


# CTEP125U Series

From 0.3  $\mu$ H to 5.6  $\mu$ H



## SPECIFICATIONS

Parts are available in  $\pm 20\%$  only.

\* This indicates the current when the inductance decreases to 75% over its nominal value or DC current when the temperature rising  $\Delta T = 40^\circ\text{C}$  lower, whichever is lower.

CTEP125UE Please specify "F" for RoHS compliant

Part Number	Inductance ( $\mu\text{H} \pm 20\%$ )	L Test Freq. (kHz)	DCR Max. (m $\Omega$ )	*Current (A)
CTEP125U_-0R3M	0.3	100	2.5	35.0
CTEP125U_-0R6M	0.6	100	2.5	30.0
CTEP125U_-0R8M	0.8	100	2.5	27.2
CTEP125U_-1R4M	1.4	100	3.4	20.8
CTEP125U_-2R2M	2.2	100	5.4	14.8
CTEP125U_-3R2M	3.2	100	8.0	12.8
CTEP125U_-4R3M	4.3	100	11.4	11.0
CTEP125U_-5R6M	5.6	100	13.5	9.5

## PHYSICAL DIMENSIONS

Size	A Max.	B Max.	C Max.	D	E	F	G	H
mm	12.9	12.9	5.8	2.6 $\pm$ 2	7.0 $\pm$ 2	4.0 $\pm$ 2	4.2 $\pm$ 2	2.5 $\pm$ 2
inches	.51	.51	.23	.10 $\pm$ 0.1	.28 $\pm$ 0.1	.16 $\pm$ 0.1	0.17 $\pm$ 0.1	.10 $\pm$ 0.1

## CHARACTERISTICS

**Description:** SMD shielded power inductor

**Applications:** Power supplies for VTR, OA equipment, LCD televisions, PC notebooks, portable communication equipment, DC/DC converters, etc.

**Operating Temperature:**  $-30^\circ\text{C}$  to  $+100^\circ\text{C}$

**Inductance Tolerance:**  $\pm 20\%$

**Testing:** Tested on a HP4285A at 100 KHz , 0.25Vrms , 0Adc

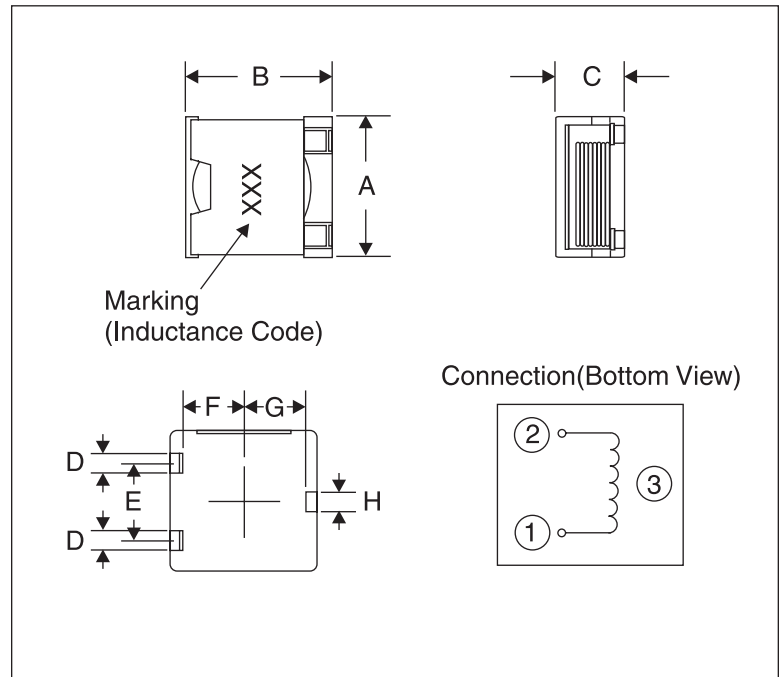
**Packaging:** Tape & Reel

**Marking:** Parts are marked with inductance code

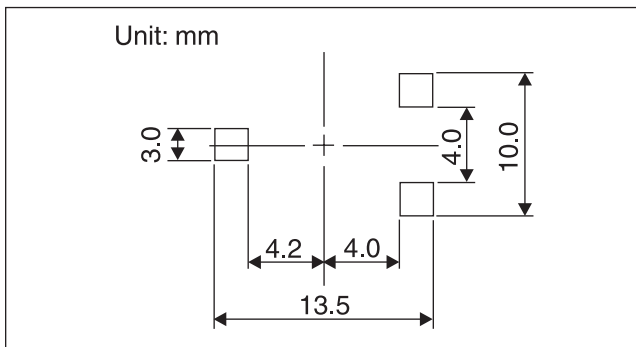
**Miscellaneous:** RoHS Compliant available.

**Additional Information:** Additional electrical & physical information available upon request

**Samples available. See website for ordering information.**



## PAD LAYOUT



01.03.06