


## CTLPF1608

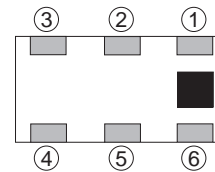
### 0.824 GHz to 2.5 GHz



### SPECIFICATIONS

Part Number	Frequency (MHz)	Insertion Loss (dB) (Max.)	Attenuation (Min.)	Return Loss (dB) (Min.)	Input Power Watts (Max.)	Impedance ( $\Omega$ )
CTLPF1608-0869	824 - 915	0.6	20 dB @ $2 \times f_o$ 15 dB @ $3 \times f_o$	10.9	3	50
CTLPF1608-1810	1710 - 1910	0.6	30 dB @ 3420 - 3570MHz 25 dB @ 3700 - 3820MHz 20 dB @ 5130 - 5730MHz	11.7	3	50
CTLPF1608-1880	1850 - 1910	0.6	27 dB @ $2 \times f_o$ 19 dB @ $3 \times f_o$	11.7	3	50
CTLPF1608-2450A	2400 - 2500	0.5	25 dB @ $2 \times f_o$ 18 dB @ $3 \times f_o$	14	3	50
CTLPF1608-2450B	2400 - 2500	0.5	35 dB @ $2 \times f_o$ 25 dB @ $3 \times f_o$	14	3	50

### TERMINAL CONFIGURATION



No.	Function	No.	Function
1	GND	4	OUT
2	NC	5	GND
3	GND	6	IN

\*For P/N's CTLPF1608-2450A & -2450B  
 No. 2 Function OUT  
 No. 4 Function GND  
 No. 5 Function IN  
 No. 6 Function GND

### CHARACTERISTICS

**Description:** Multi-layer Chip Low Pass Filters

**Applications:** WLAN, Bluetooth, HomeRF, 2.4 GHz ISM, PCS/DCS/GSM/DECT/PHS

**Operating Temperature:** -40°C to +85°C

**Packaging:** Tape & Reel

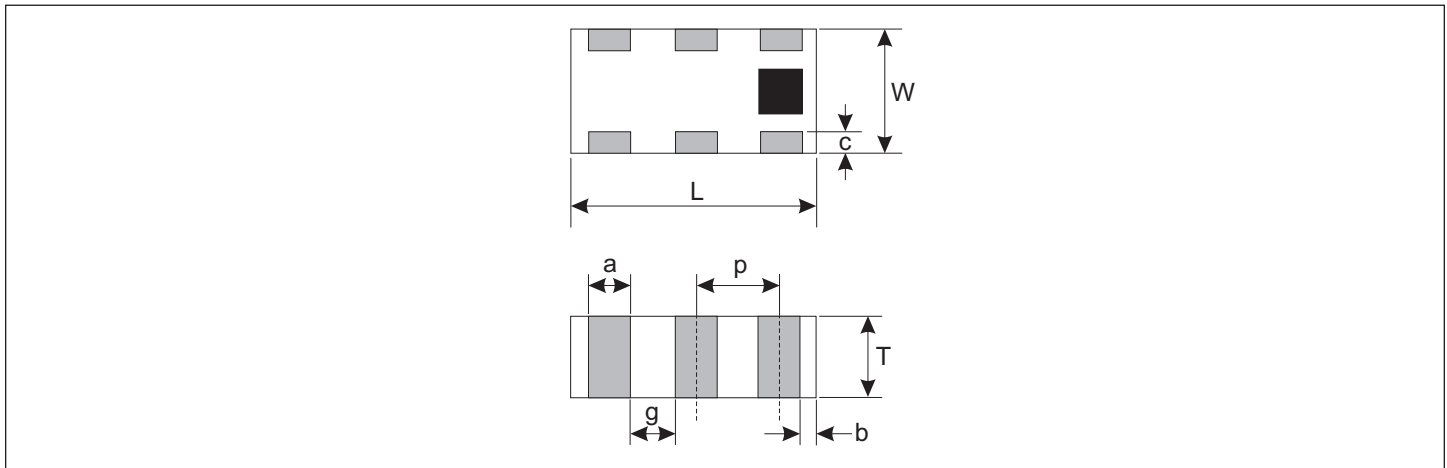
**Polarity Marking:** Marking is on the upper surface of the unit

**Additional Information:** Additional electrical & physical information available upon request

**Samples available. See website for ordering information.**

### PHYSICAL DIMENSIONS

Size	L	W	T	a	b	c	g	p
mm	1.6±0.1	0.80±0.1	0.60±0.1	0.20±0.1	0.20+0.1/0.15	0.15±0.1	0.30±0.1	0.50±0.05
inches	0.063±0.004	0.032±0.004	0.024±0.004	0.008±.004	0.008+0.004/-0.006	0.006±0.004	0.012±0.004	0.020±0.002



09.24.03



Manufacturer of Inductors, Chokes, Coils, Beads, Transformers & Toroids

800-684-5322 Inside US 949-453-1811 Outside US

Copyright © 2004 by CT Magnetics, DBA Central Technologies. All rights reserved.

CT Magnetics reserves the right to make improvements or change specifications without notice