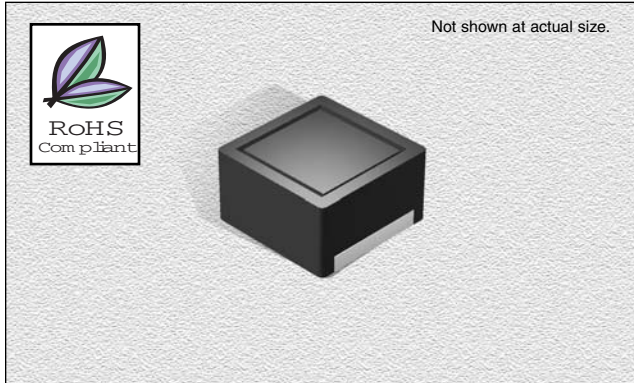


CTLQH3KSF Series

From 3.3 μH to 2200 μH

SPECIFICATIONS

Parts only available in $\pm 30\%$ inductance tolerance.



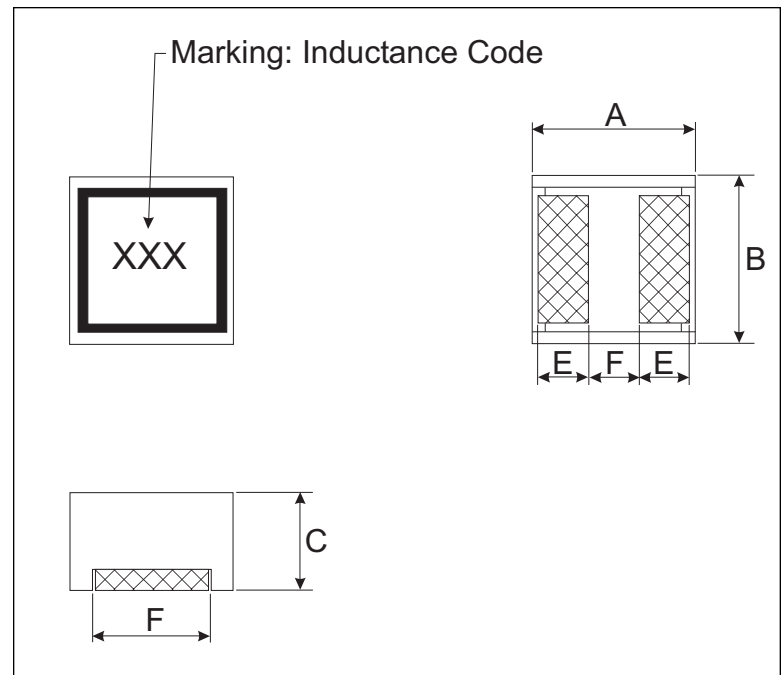
Part Number	Inductance (μH)	L Test Freq. (Hz)	DCR Max. (Ω)	IDC Max. (mA)	SRF Typ. (MHz)
CTLQH3KSF-3R3N	3.3	1M	.062	500	70.0
CTLQH3KSF-4R7N	4.7	1M	.082	460	50.0
CTLQH3KSF-6R8N	6.8	1M	0.1	360	40.0
CTLQH3KSF-100N	10	1M	.14	320	30.0
CTLQH3KSF-220N	22	1M	.27	180	20.0
CTLQH3KSF-330N	33	1M	.43	120	16.0
CTLQH3KSF-470N	47	1M	.56	110	13.0
CTLQH3KSF-680N	68	1M	.91	100	10.0
CTLQH3KSF-101N	100	100K	1.2	90	7.00
CTLQH3KSF-221N	220	100K	2.45	75	4.00
CTLQH3KSF-331N	330	100K	4.7	70	3.70
CTLQH3KSF-471N	470	100K	5.2	60	3.00
CTLQH3KSF-561N	560	100K	6.8	50	2.70
CTLQH3KSF-681N	680	100K	11.9	40	2.30
CTLQH3KSF-102N	1000	10K	14.3	30	2.10
CTLQH3KSF-152N	1500	10K	22	25	1.70
CTLQH3KSF-222N	2200	10K	30	20	1.20

PHYSICAL DIMENSIONS

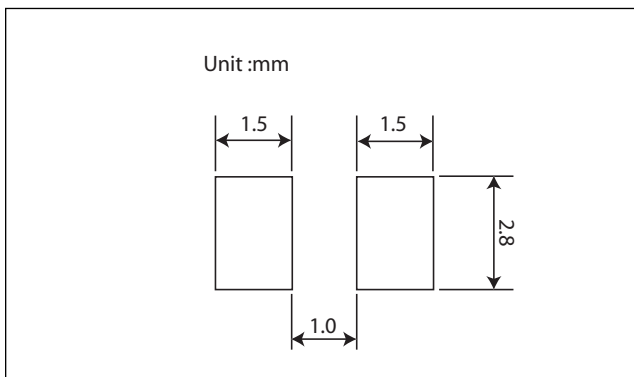
Size	A	B	C	D Min.	E Min.	F
mm	3.5 \pm 0.2	3.6 \pm 0.2	2.1 \pm 0.2	0.7	0.7	2.5 \pm 0.2
inches	0.137 \pm .008	0.141 \pm .008	0.08 \pm .008	0.027	0.027	0.098 \pm .008

CHARACTERISTICS

- Description:** SMD (shielded) power inductor
- Applications:** Excellent for power line DC-DC conversion applications used in hard disk, notebook computers, and other electronic equipment
- Operating Temperature:** -25°C to +85°C
- Temperature Rise:** 40°C Max.
- Inductance Tolerance:** $\pm 30\%$
- Testing:** Tested on a HP4284A @ specified frequency
- Packaging:** Tape & Reel
- Miscellaneous:** RoHS Compliant.
- Marking:** Reels are marked with inductance code and tolerance
- Additional Information:** Additional electrical & physical information available upon request
- Samples available.** See website for ordering information.



PAD LAYOUT



08.12.14