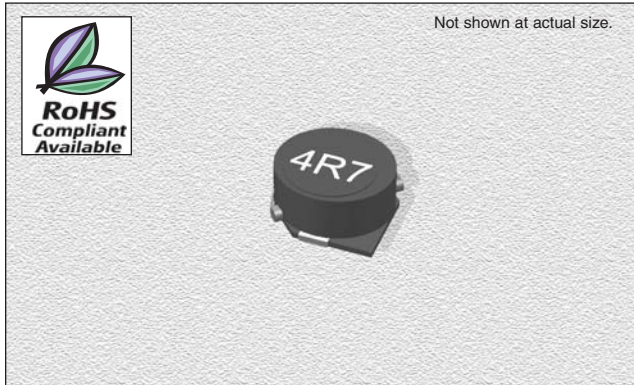


CTSLF0732 Series

From 3.3 μH to 1000 μH



SPECIFICATIONS

Parts are available in $\pm 20\%$ tolerance only.
 CTSLF0732TE Please specify "F" for RoHS compliant

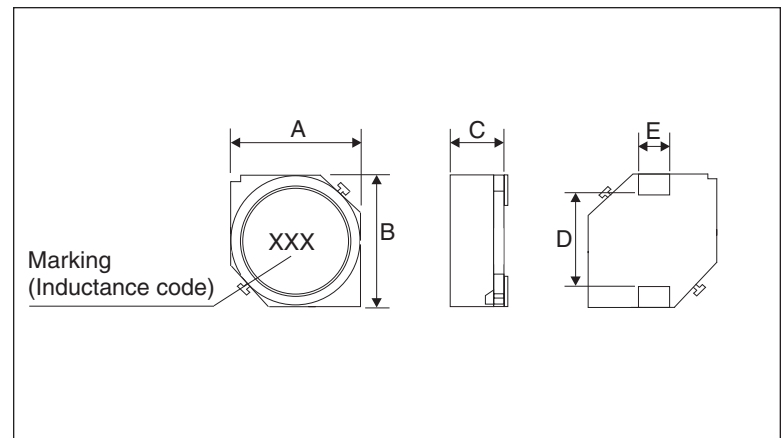
Part Number	Inductance (μH)	L Test Freq. (kHz)	DCR $\pm 20\%$ (Ω)	Rated DC (A)
CTSLF0732T_-3R3M	3.3	1.0	0.023	1.90
CTSLF0732T_-4R7M	4.7	1.0	0.036	1.70
CTSLF0732T_-6R8M	6.8	1.0	0.041	1.60
CTSLF0732T_-100M	10	1.0	0.053	1.40
CTSLF0732T_-150M	15	1.0	0.075	1.10
CTSLF0732T_-220M	22	1.0	0.110	0.96
CTSLF0732T_-330M	33	1.0	0.160	0.75
CTSLF0732T_-470M	47	1.0	0.240	0.67
CTSLF0732T_-680M	68	1.0	0.310	0.59
CTSLF0732T_-101M	100	1.0	0.450	0.45
CTSLF0732T_-151M	150	1.0	0.650	0.37
CTSLF0732T_-221M	220	1.0	1.050	0.29
CTSLF0732T_-331M	330	1.0	1.670	0.22
CTSLF0732T_-471M	470	1.0	2.050	0.20
CTSLF0732T_-681M	680	1.0	3.150	0.16
CTSLF0732T_-102M	1000	1.0	4.780	0.13

PHYSICAL DIMENSIONS

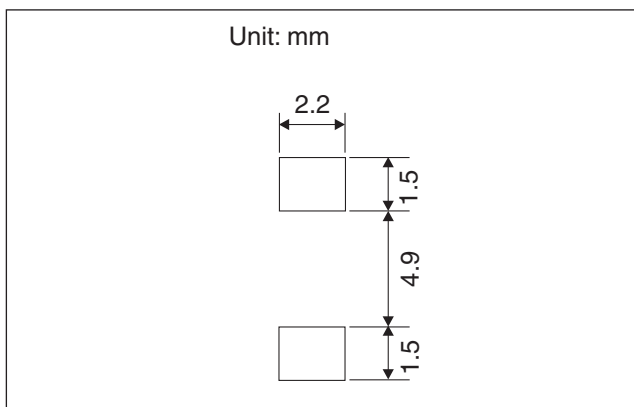
Size	A	B	C	D Typ.	E Typ.
mm	7 \pm 0.2	7 \pm 0.2	3.2 \pm 0.2	4.0	2.0
inches	0.28 \pm 0.008	0.28 \pm 0.008	0.126 \pm 0.008	0.157	0.079

CHARACTERISTICS

- Description:** SMD (shielded) power inductor
- Applications:** For power source circuits, low profile type DC to DC converters, DC to AC inverters etc.
- Operating Temperature:** -40°C to +85°C
- Inductance Tolerance:** $\pm 20\%$
- Testing:** Inductance is tested on an HP4284A at 1.0 kHz, 0.5V
- Rated Current:** Value obtained when DC current flows and the initial value of inductance has fallen by 10%.
- Packaging:** Tape & Reel
- Marking:** Parts are marked with inductance code
- Miscellaneous:** RoHS Compliant available. Magnetically shielded
- Additional Information:** Additional electrical & physical information available upon request
- Samples available.** See website for ordering information.



PAD LAYOUT



02.20.09