

CTSLF1265 Series

From 2.0 μ H to 220 μ H


SPECIFICATIONS

Part numbers are marked to indicate tolerance available.

M = $\pm 20\%$, N = $\pm 30\%$

CTSLF1265TE Please specify "F" for RoHS compliant

Part Number	Inductance (μ H)	L Test Freq. (kHz)	DCR $\pm 20\%$ (Ω)	Rated Current (A)	Itemp Max. (A)
CTSLF1265T_-2R0N	2.0	1.0	0.0117	10	6.2
CTSLF1265T_-4R2N	4.2	1.0	0.0150	7.3	5.5
CTSLF1265T_-7R0N	7.0	1.0	0.0177	5.7	5.0
CTSLF1265T_-100M	10	1.0	0.0202	5.0	4.8
CTSLF1265T_-150M	15	1.0	0.0237	4.2	4.4
CTSLF1265T_-220M	22	1.0	0.0316	3.5	3.8
CTSLF1265T_-330M	33	1.0	0.0406	2.8	3.4
CTSLF1265T_-470M	47	1.0	0.0578	2.4	2.8
CTSLF1265T_-680M	68	1.0	0.0787	2.0	2.4
CTSLF1265T_-101M	100	1.0	0.1230	1.6	1.9
CTSLF1265T_-221M	220	1.0	0.2730	1.0	1.2



PHYSICAL DIMENSIONS

Size	A	B	C	D Typ.	E Typ.	F Typ.
mm	12.5 \pm 0.3	12.5 \pm 0.3	6.5 \pm 0.35	8.6	2.0	3.0
inches	0.49 \pm 0.012	0.49 \pm 0.012	0.26 \pm 0.014	0.339	0.079	0.118

CHARACTERISTICS

Description: SMD (shielded) power inductor

Applications: For power source circuits, low profile type DC to DC converters, DC to AC inverters, portable telephones, hard disk drives etc.

Operating Temperature: -40°C to +85°C

Inductance Tolerance: $\pm 20\%$ & $\pm 30\%$

Testing: Inductance is tested on an HP4284A at 1.0 kHz, 0.5V

Rated Current: Value obtained when DC current flows and the initial value of inductance has fallen by 10%

Itemp Current: Value obtained when current flows and the temperature has risen to 40°C

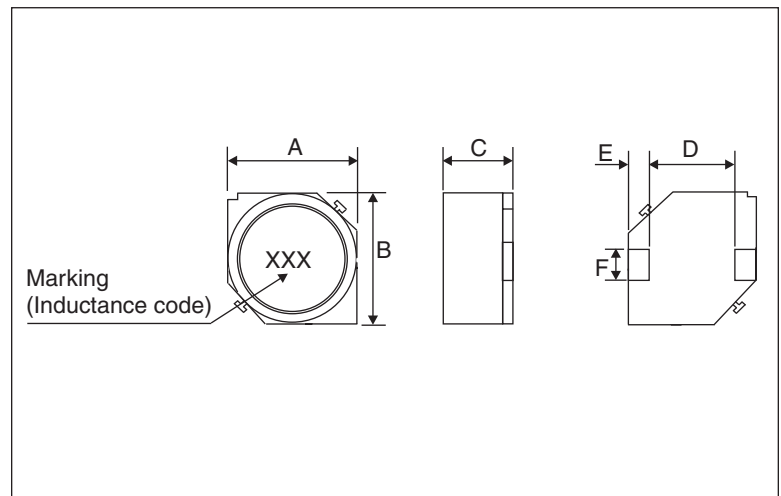
Packaging: Tape & Reel

Marking: Parts are marked with inductance code

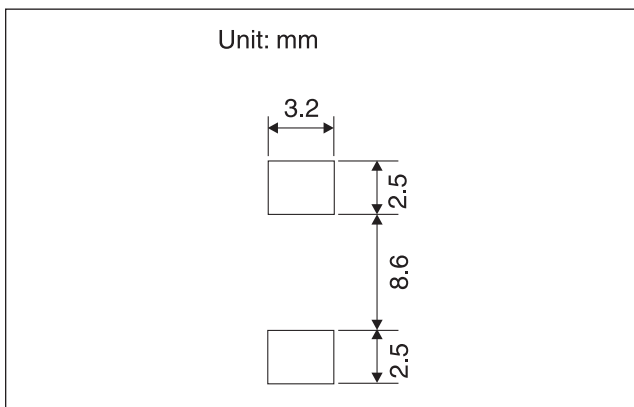
Miscellaneous: RoHS Compliant available. Magnetically shielded

Additional Information: Additional electrical & physical information available upon request

Samples available. See website for ordering information.



PAD LAYOUT



07.03.07