

CT0201CSF Series

From 0.5nH to 14nH



SPECIFICATIONS

Part Number	Inductance (nH)	Tolerance (±%)	Test Freq. (MHz)	Q Min.	SRF Typ. (GHz)	DCR Max. (Ω)	Irms Typ. (mA)
CT0201CSF-0N5K	0.5	10	250	4	23.5	0.02	1250
CT0201CSF-0N6K	0.6	10	250	6	24.5	0.03	1000
CT0201CSF-1N2J	1.2	5	250	13	17.9	0.042	870
CT0201CSF-1N3J	1.3	5	250	11	17.6	0.048	820
CT0201CSF-1N4J	1.4	5	250	14	17	0.08	630
CT0201CSF-1N5J	1.5	5	250	11	17	0.09	600
CT0201CSF-2N2J	2.2	5	250	15	16.7	0.07	700
CT0201CSF-2N3J	2.3	5	250	18	16.5	0.07	670
CT0201CSF-2N4J	2.4	5	250	13	13	0.082	620
CT0201CSF-2N5J	2.5	5	250	16	12.5	0.165	440
CT0201CSF-3N3J	3.3	5	250	14	12.8	0.08	630
CT0201CSF-3N4J	3.4	5	250	11	12.7	0.08	630
CT0201CSF-3N5J	3.5	5	250	16	12.4	0.08	630
CT0201CSF-3N6J	3.6	5	250	18	12.5	0.105	550
CT0201CSF-3N7J	3.7	5	250	15	10.6	0.105	550
CT0201CSF-3N8J	3.8	5	250	16	10.2	0.18	420
CT0201CSF-3N9J	3.9	5	250	12	11.2	0.24	360
CT0201CSF-4N8J	4.8	5	250	17	11	0.096	570
CT0201CSF-4N9J	4.9	5	250	18	11.7	0.13	510
CT0201CSF-5N0J	5.0	5	250	18	11.5	0.13	510
CT0201CSF-5N1J	5.1	5	250	18	11.1	0.13	510
CT0201CSF-5N2J	5.2	5	250	18	10	0.17	430
CT0201CSF-5N3J	5.3	5	250	18	10.6	0.13	510
CT0201CSF-5N4J	5.4	5	250	18	10.2	0.13	510
CT0201CSF-5N5J	5.5	5	250	16	9.5	0.285	330
CT0201CSF-6N7J	6.7	5	250	18	6.8	0.15	460
CT0201CSF-6N8J	6.8	5	250	18	9.5	0.15	460
CT0201CSF-6N9J	6.9	5	250	18	9.3	0.15	460
CT0201CSF-7N0J	7.0	5	250	18	6.7	0.21	390
CT0201CSF-7N1J	7.1	5	250	18	9.5	0.25	390
CT0201CSF-7N2J	7.2	5	250	18	9.4	0.25	390
CT0201CSF-7N3J	7.3	5	250	18	9.3	0.25	390
CT0201CSF-7N4J	7.4	5	250	18	9.1	0.25	390
CT0201CSF-7N5J	7.5	5	250	15	6.8	0.34	300
CT0201CSF-7N6J	7.6	5	250	17	9.3	0.3	340
CT0201CSF-7N7J	7.7	5	250	17	9.2	0.3	340
CT0201CSF-7N8J	7.8	5	250	17	9.2	0.3	340
CT0201CSF-7N9J	7.9	5	250	17	9.1	0.3	340
CT0201CSF-8N0J	8.0	5	250	17	9.2	0.3	340
CT0201CSF-8N1J	8.1	5	250	17	9.1	0.3	340
CT0201CSF-8N2J	8.2	5	250	17	6.4	0.27	340
CT0201CSF-8N3J	8.3	5	250	17	8.9	0.3	340
CT0201CSF-8N4J	8.4	5	250	15	8.9	0.38	300
CT0201CSF-8N5J	8.5	5	250	15	8.9	0.38	300
CT0201CSF-8N7J	8.7	5	250	15	6.3	0.38	300
CT0201CSF-9N0J	9.0	5	250	15	6.4	0.38	300
CT0201CSF-9N4J	9.4	5	250	16	6.4	0.4	280
CT0201CSF-9N6J	9.6	5	250	16	6.2	0.4	280
CT0201CSF-11NJ	11	5	250	16	5.7	0.44	280
CT0201CSF-12NJ	12	5	250	17	5.6	0.36	300
CT0201CSF-13NJ	13	5	250	16	6.7	0.5	270
CT0201CSF-14NJ	14	5	250	16	5.1	0.5	270

CHARACTERISTICS

Description: SMD ceramic core wire-wound chip inductor.

Applications: RF products for cellular phone, GPS receiver, Base Station, Repeater, Wireless LAN/mouse/keyboard/earphone, Remote control, Security system; etc.

Operating Temperature: -40°C to +125°C (including self-temperature rise)

Testing: Inductance and Q tested on Agilent E4991A+Agilent HP16197A

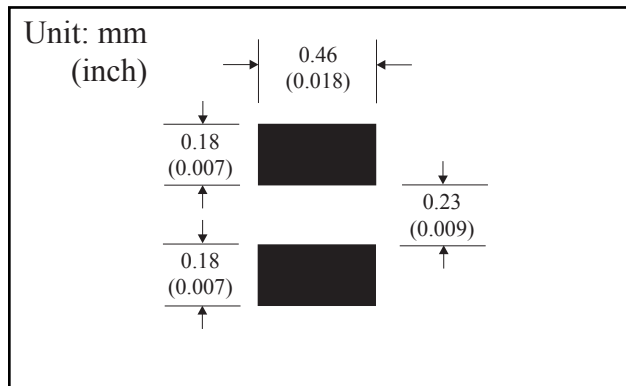
Irms: For a 15°C temperature rise from 25°C ambient with current.

Packaging: Tape & Reel.

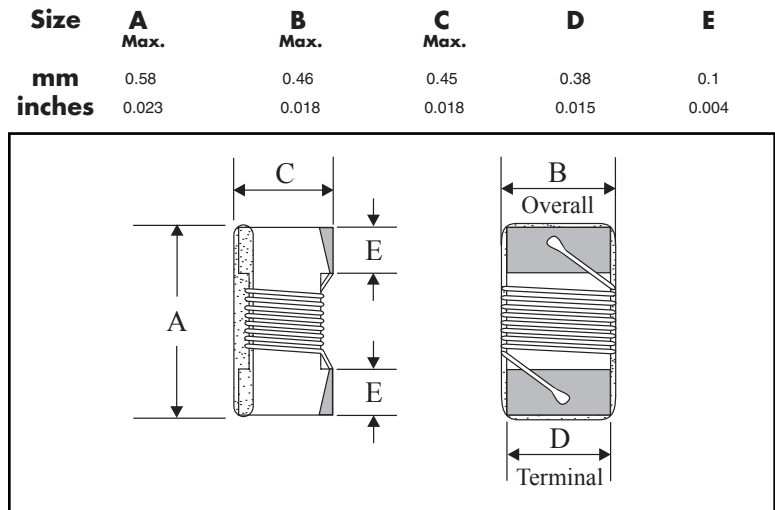
Additional Information: Additional electrical & physical information available upon request.

Samples available. See website for ordering information.

PAD LAYOUT

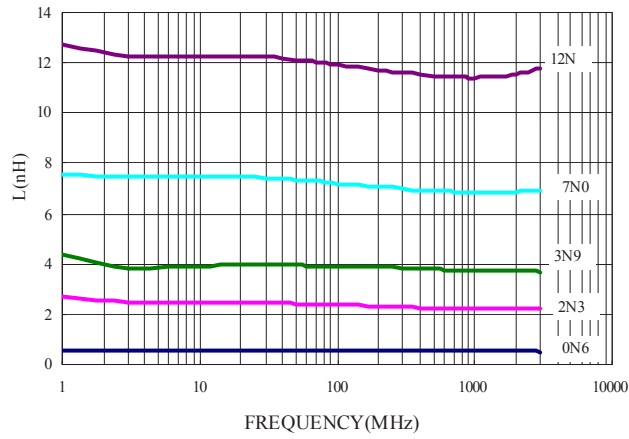


PHYSICAL DIMENSIONS



CT0201CSF Curves

Typical L vs Frequency



Typical Q vs Frequency

