


CTDAT1415F Series

From 6 μ H to 22 μ H



Not Shown at Actual Size

CHARACTERISTICS

Description: Inductors for Class D

Features:

- Magnetic shielded structure, excellent resistance to electromagnetic interference.
- Sturdy construction.
- Low magnetic loss, low ESR, small parasitic capacitance.
- Closed magnetic circuit, super low buzzing, high density mount.
- The temperature rise of current and rated current less influenced by the environment.

Applications: TV and monitor, AV amplifier, video game console, power supply, navigation equipment, audio applications, etc.

Operating Temperature: -40°C to +125°C

Inductance Tolerance: $\pm 20\%$

Testing: Inductance at 1.0kHz, 1.0V

Packaging: Tray packaging

Marking: Parts are marked with inductance code.

Miscellaneous: **RoHS Compliant.**

Additional Information: Additional electrical & physical information available upon request.

Samples available. See website for ordering information.

SPECIFICATIONS

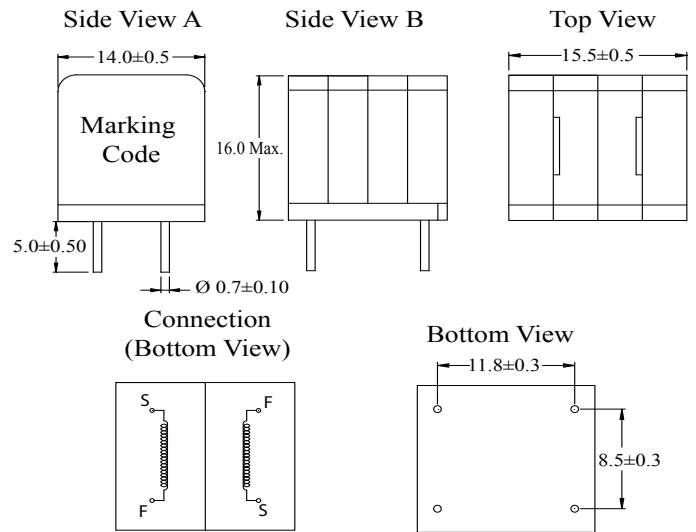
*Isat: Value of inductance decrease within 20%

**Irms: A rise in temperature of core surface is within 40°C

Part Number	Inductance $\pm 20\%$ (μ H)	Test Freq. (kHz)	DCR Nom.(Max.) (m Ω)	*Isat(A) Drop $\leq 20\%$	**Irms(A) Rise $\leq 40^\circ$ C
CTDAT1415F-6R0M	6.00	1.0	7.45(8.20)	17.00	11.00
CTDAT1415F-7R5M	7.50	1.0	8.45(9.30)	16.00	9.00
CTDAT1415F-100M	10.00	1.0	12.27(13.50)	13.00	8.00
CTDAT1415F-150M	15.00	1.0	15.91(17.50)	11.00	6.80
CTDAT1415F-180M	18.00	1.0	15.90(17.50)	9.70	6.80
CTDAT1415F-220M	22.00	1.0	15.90(17.50)	8.30	6.80

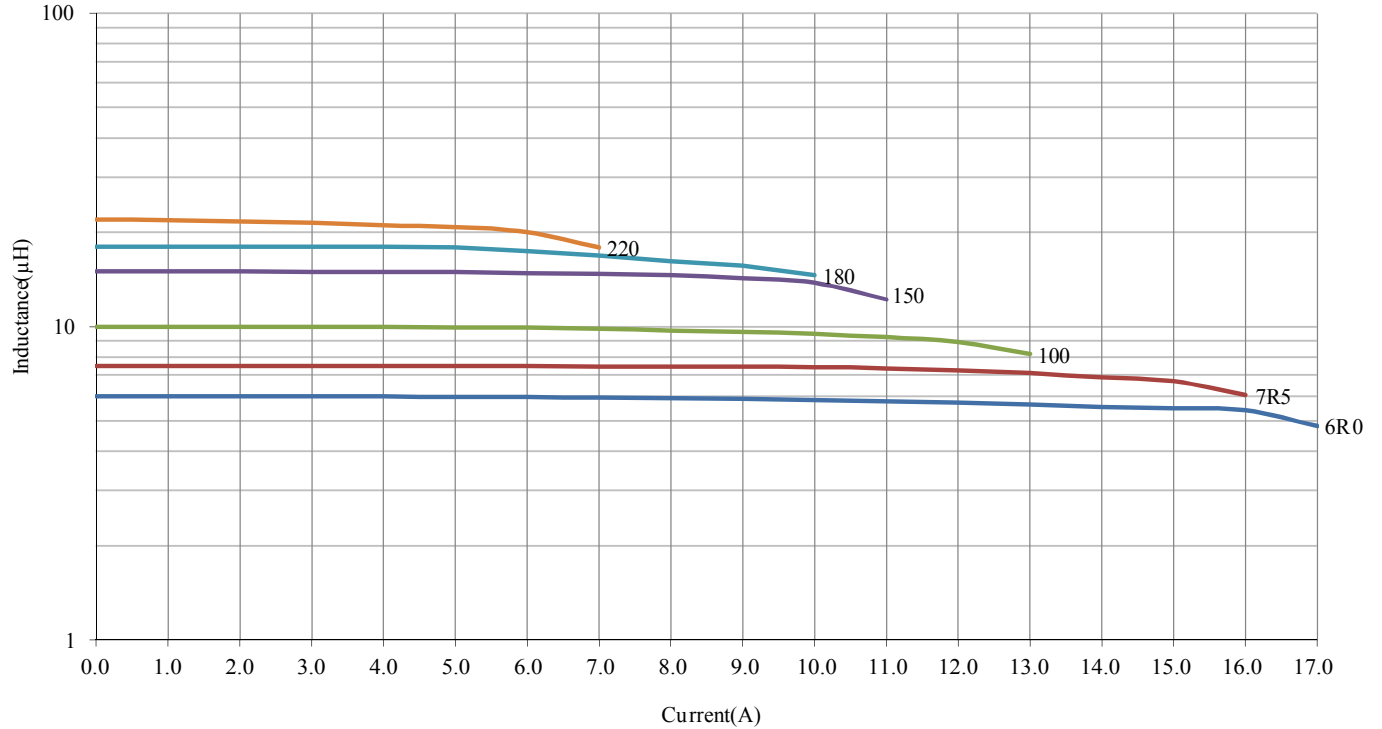
PHYSICAL DIMENSIONS

Unit: mm



CTDAT1415F Series

Typical Inductance vs Current Characteristics



Typical Temperature Rise vs Current Characteristics

